

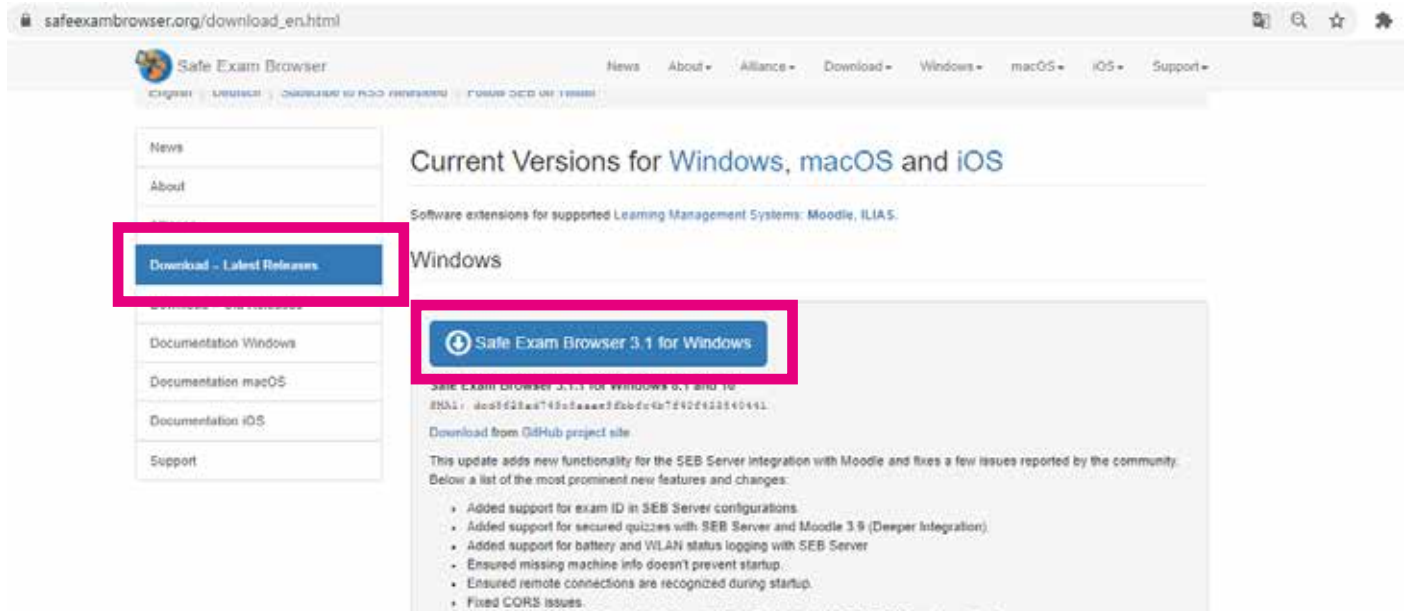
# **SAFE EXAM BROWSER**

Guía de descarga e  
instalación para  
Windows y MacOS



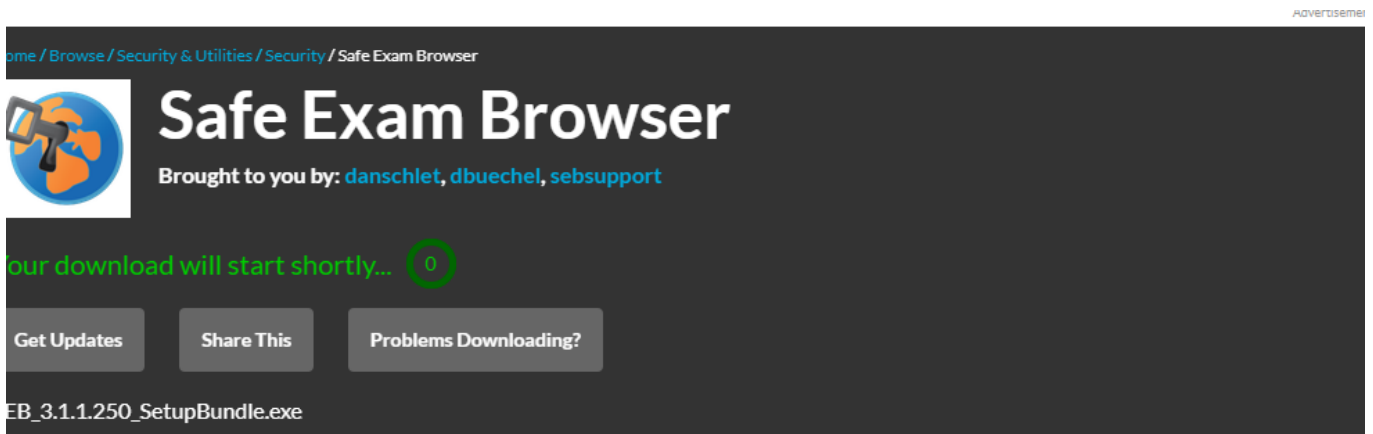
# Windows

Accede a [www.safeexambrowser.org](http://www.safeexambrowser.org). Haz clic en "download" y pulsa el botón de descarga.

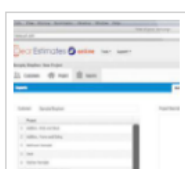


Aparecerá la siguiente página en donde, de una manera automática, se descargará un archivo .exe.

Si no ocurre esto, actualiza la página y comprueba que el contador verde llega a 0 y se descarga el .exe.



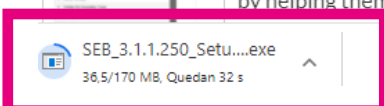
## Other Useful Business Software



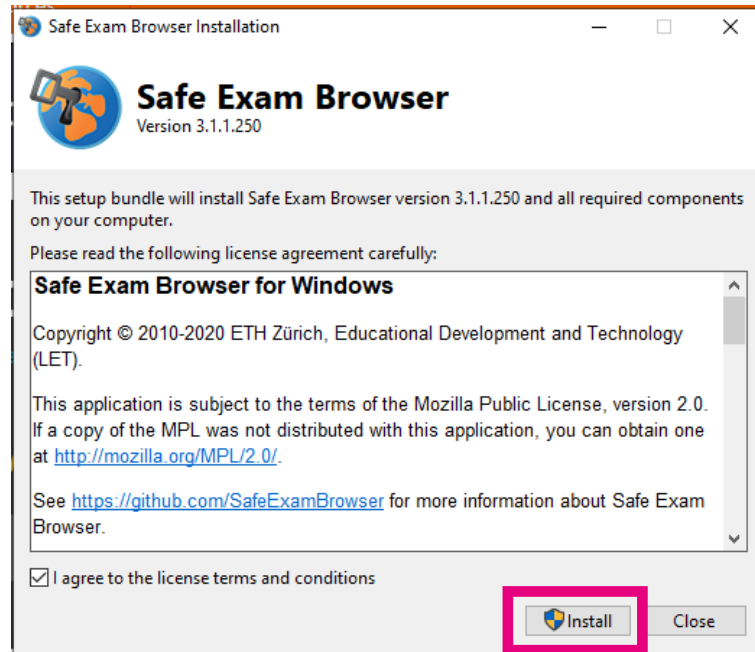
### Bogged Down By Estimating?

Designed specifically for remodelers, general contractors, residential contractors, small contractors, and handymen.

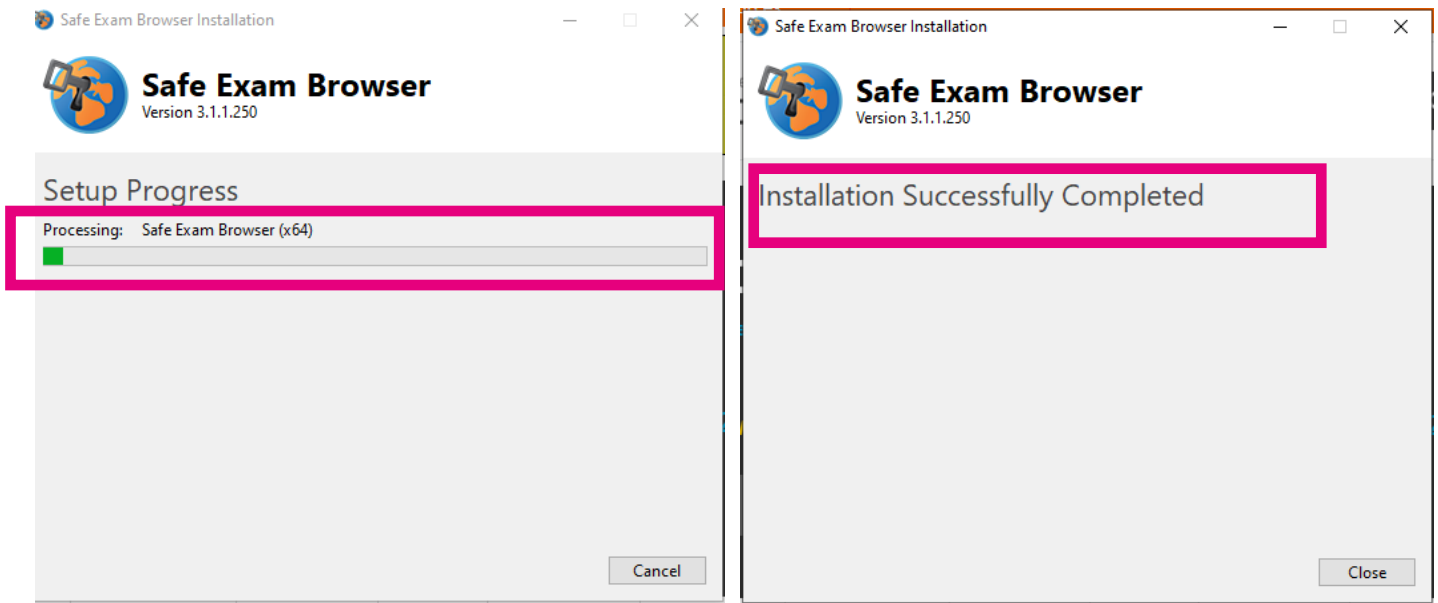
Clear Estimates is a cloud-based construction estimating software solution that empowers remodelers and contractors by helping them determine project costs, maintain a project and/or customer database, manage and customize a part



Al pulsar en el archivo descargado, aparecerá la siguiente pantalla. Haz clic en install y comenzará la instalación de manera automática.



Aparecerá una ventana de progreso de instalación. Al finalizar, se mostrará un cuadro informativo de que la instalación ha sido completada con éxito.



# MacOS

Accede a [www.safeexambrowser.org](http://www.safeexambrowser.org). Haz clic en "download".

The screenshot shows the 'News' section of the Safe Exam Browser website. The navigation bar at the top includes 'News', 'About', 'Alliance', 'Download', 'Windows', 'macOS', 'iOS', and 'Support'. The 'News' section has a sidebar with links: 'News', 'About SEB', 'Alliance', 'Download' (highlighted with a red box), 'Documentation Windows', 'Documentation macOS', 'Documentation iOS', and 'Support'. The main content area lists news items with dates: January 1, 2021; December 17, 2020; November 9, 2020; and October 16, 2020.

Pulsa en el botón de descarga.

The screenshot shows the 'macOS' download page on the Safe Exam Browser website. The navigation bar is the same as in the previous screenshot. Below the navigation bar, there is a message: 'See [release notes](#) for all changes and read the [manual](#) for more information.' The main heading is 'macOS'. A red box highlights the download button: 'Safe Exam Browser 2.2.2 for macOS'. Below the button, there is a list of bullet points detailing the update's features and fixes.

Current version of Safe Exam browser for macOS 10.15, 10.14, 10.13, 10.12, 10.11 (limited support for 10.10, 10.9, 10.8\* and 10.7\*)  
Build: 2EAD...8BA1: 50de8b61c17d56a89b29a40f61dc6379d605b4f0  
[Download from GitHub project site.](#)

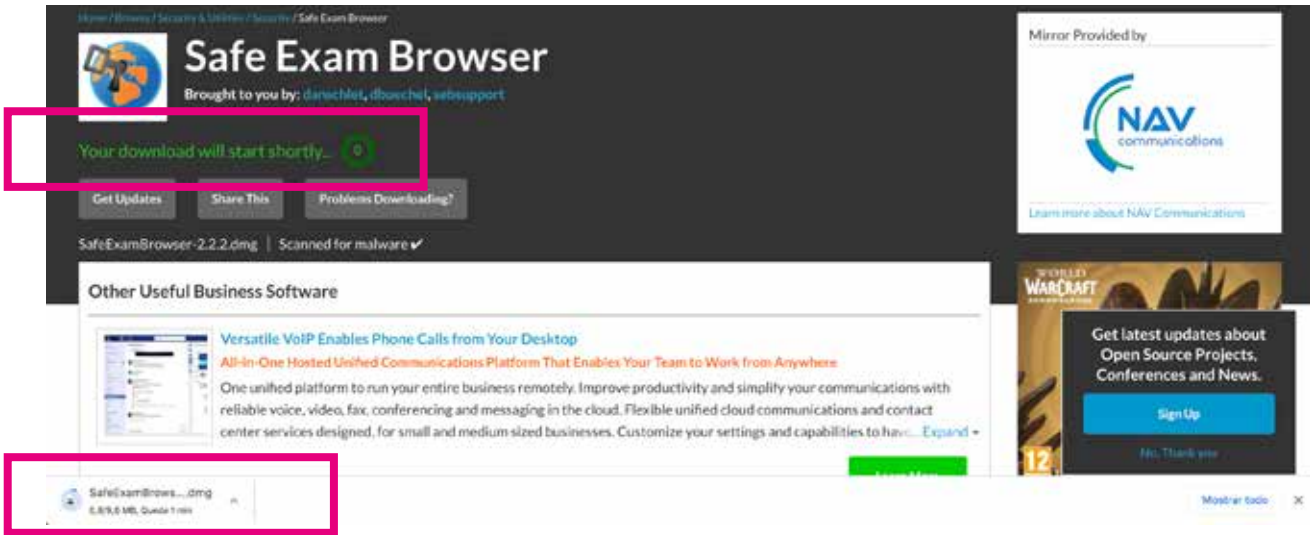
SEB 2.2.2 for macOS is a maintenance update for SEB 2.2.1, with some improvements and bug fixes:

- Fixed that PDF documents were not displayed when Acrobat PDF viewer is installed.
- Prevent Preferences window to be opened in Moodle 3.9 when using automatically generated settings (option "Configure manually"). SEB now uses the default setting `allowPreferencesWindow=false` in exam configurations (client configs still have `allowPreferencesWindow=true` as default setting).
- Fixed: Cannot start SEB by opening .seb file on macOS <= 10.12.
- Fixed false positive detection of not allowed process because of partial match of process executable name.
- Now controlling resizing of Preferences panels and scrolling oversized panels to the top when displaying them the first time.

New since the major update SEB 2.2 for macOS:

- Prohibited Processes settings for blocking specific processes and applications from running together with SEB.
- Preset prohibited processes covering communication, screen sharing and recording apps. Let us know if you would like to suggest applications and tools to be added to those preset prohibited processes (we need information about the software and its name and Bundle Identifier (if applicable)).
- Added settings to allow to reconfigure SEB, even it is already running in a secure exam session.
- Implemented setting keys to control clearing cookies when starting/ending an exam session (`examSessionClearCookiesOnStart` / `examSessionClearCookiesOnEnd`). This can be used to keep users logged in from the previous session after an exam session was started (and SEB reconfigured with new settings).

Aparecerá la siguiente página en donde, de una manera automática, se descargará un archivo .dmg.  
Si no ocurre esto, actualiza la página y comprueba que el contador verde llega a 0 y se descarga el .dmg.



Al pulsar en el archivo descargado, aparecerá la siguiente pantalla. Arrastra Safe Exam Browser a Applications.



A continuación, accede a Safe Exam Browser y permite el acceso.



Ya estaría instalado para su uso durante el examen.